



Modern




پلکان و بوم رنگ PS 3101



Complex Area: 4.9*2.3*0.4 m

Safety Zone: 6.4*3.3*0.4 m



Modern



فرفره مکانیکی

PS 3102




Complex Area: $0.5*0.5*0.7$ m

Safety Zone: $2.5*2.5*1$ m




Modern



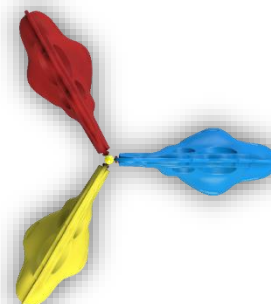
صخره نوردی ایستاده

PS 3103



Complex Area: $3.5*3.2*2.1$ m

Safety Zone: $6.1*6.1*2.1$ m



Modern



صخره نوردی کروی
PS 3104



Complex Area: 2.6*2.3*1.3 m


Safety Zone: 5.4*5.4*1.3 m



Modern




دیواره طنابی PS 3105



Complex Area: $3.2*1.3*2.2$ m

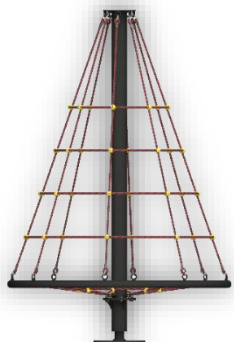
Safety Zone: $7.2*4*2.2$ m



Modern




چرخ و فلک طنابی PS 3106

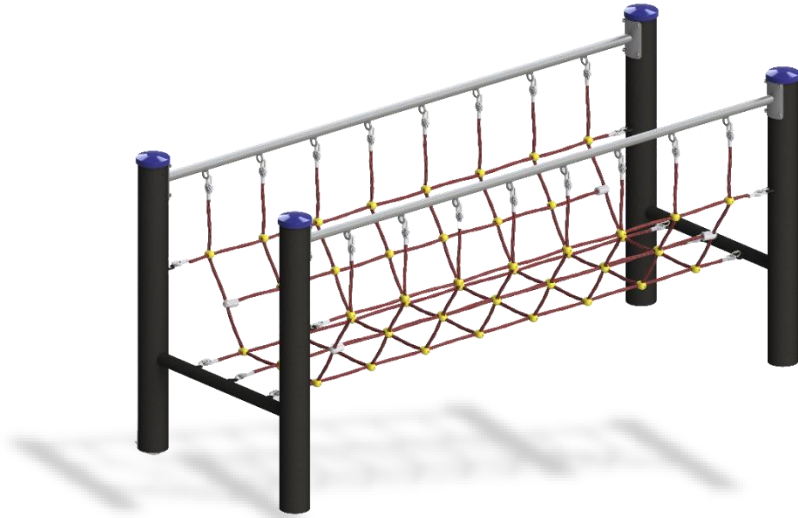


Complex Area: 1.7*1.7*2.5 m


Safety Zone: 5.1*5.1*2.5 m



Modern




راهرو طنابی PS 3107



Complex Area: 3*1.1*1.4 m


Safety Zone: 5.9*4*2.5 m



Modern

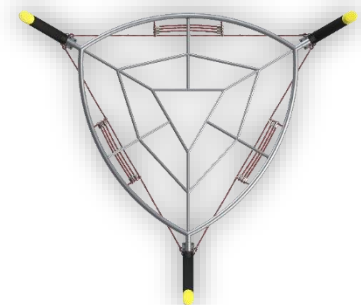


هرم طنابی PS 3108

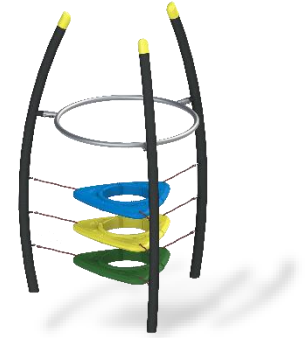


Complex Area: $3.7*3.2*3.4$ m


Safety Zone: $6.2*6.2*3.4$ m



Modern

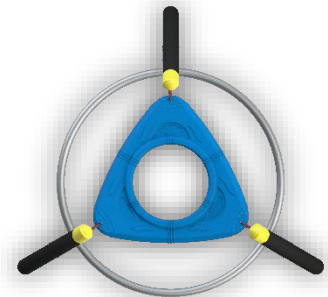


هرم مثلثی
PS 3109



Complex Area: 2.2*2.1*3.4 m


Safety Zone: 5.5*5.5*3.4 m



Modern

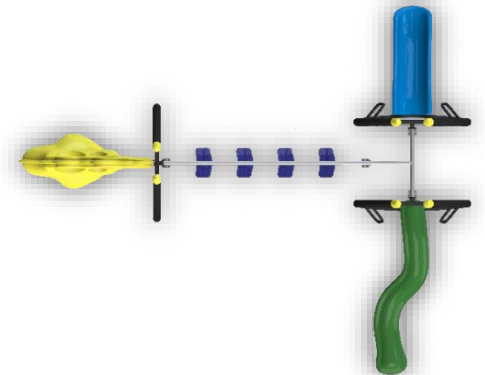


ترکیبی طنابی PS 3201




Complex Area: 6.6*5.4*2.6 m


Safety Zone: 9.4*8.6*2.6 m



Modern

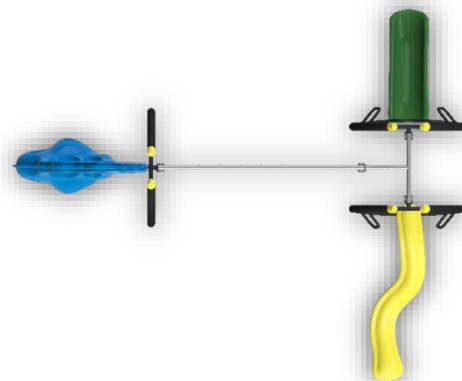


ترکیبی طنابی PS 3202



Complex Area: 6.6*5.4*2.6 m


Safety Zone: 9.4*8.6*2.6 m



Modern

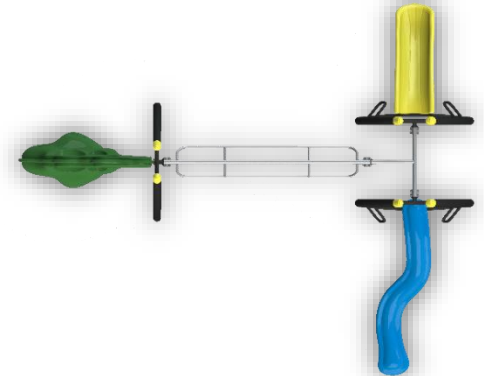


ترکیبی طنابی PS 3203



Complex Area: 6.6*5.4*2.6 m


Safety Zone: 9.4*8.6*2.6 m



Modern

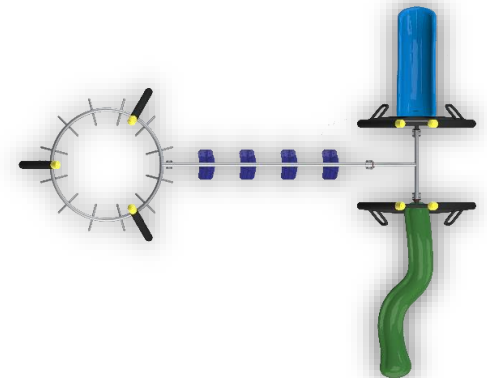


ترکیبی طنابی PS 3204

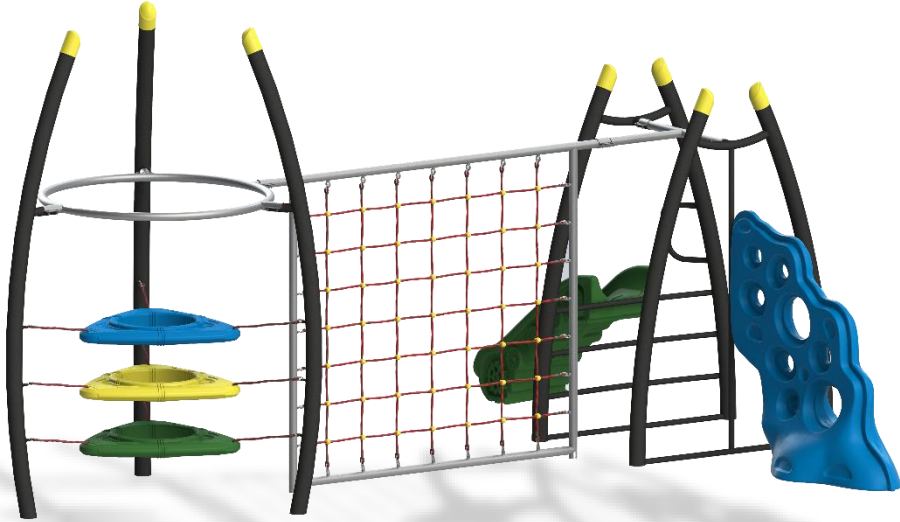


Complex Area: 6.6*5.4*2.6 m


Safety Zone: 9.4*8.6*2.6 m



Modern

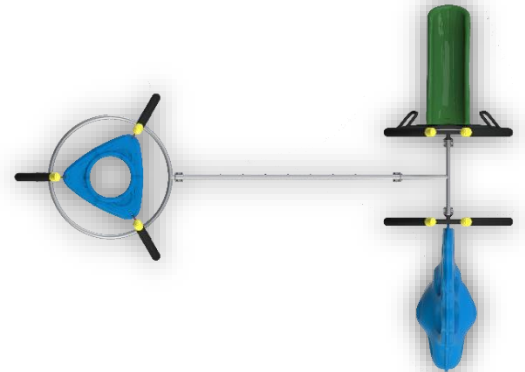


ترکیبی طنابی PS 3205

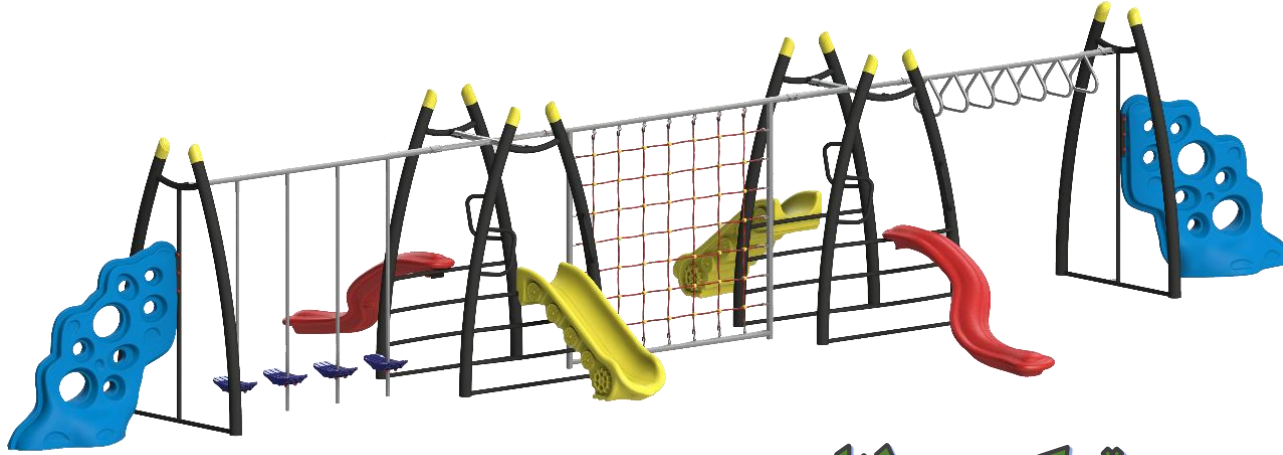


Complex Area: 6.7*4.9*3.5 m

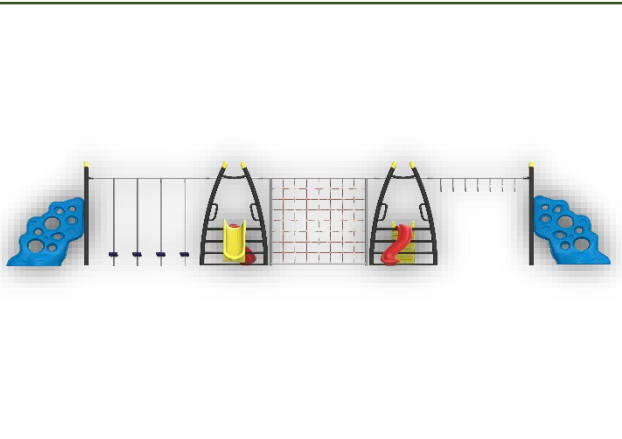
Safety Zone: 8.9*7.9*3.5 m



Modern

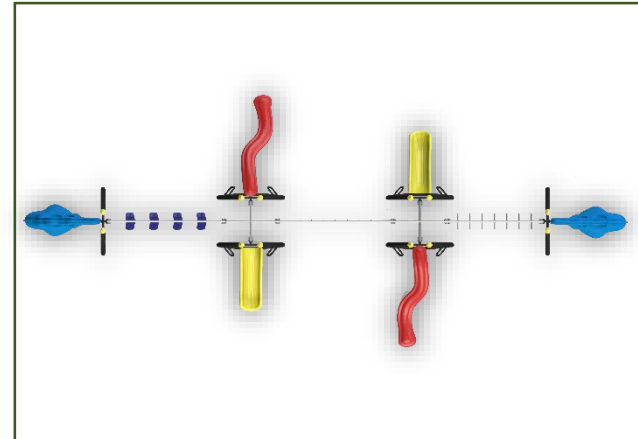


ترکیبی طنابی PS 3206



Complex Area: 15.3*6.4*2.6m

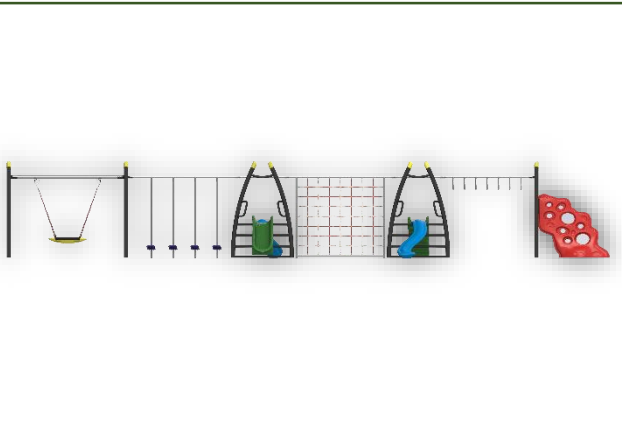
Safety Zone: 17.3*10.4*2.6m



Modern

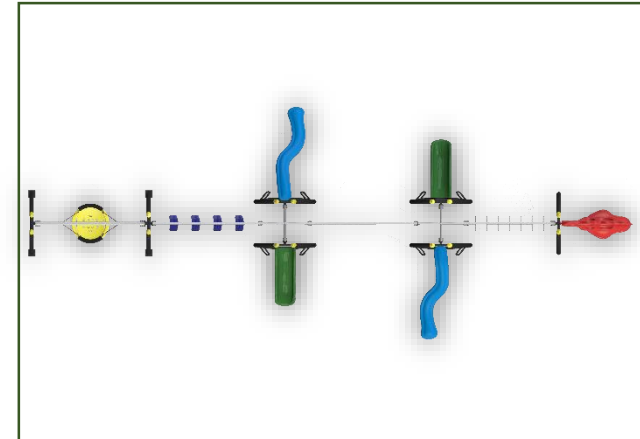


ترکیبی طنابی PS 3207



Complex Area: 16.5*6.4*2.6m

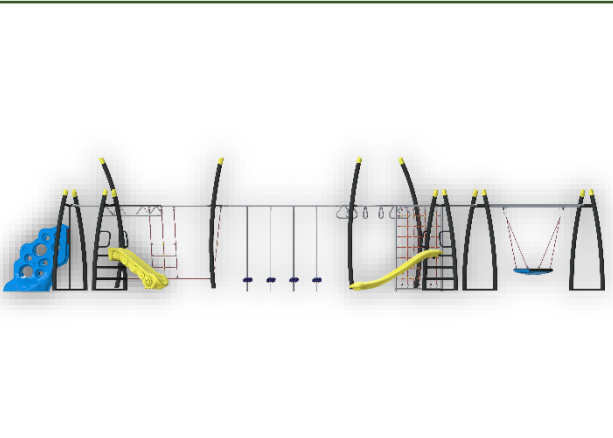
Safety Zone: 18*10.4*2.6 m



Modern

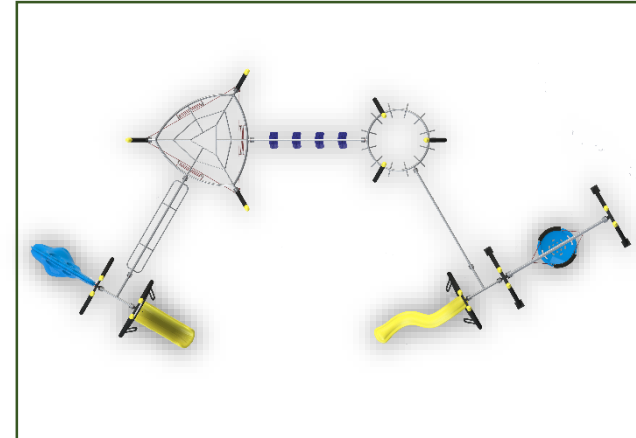


ترکیبی طنابی PS 3208

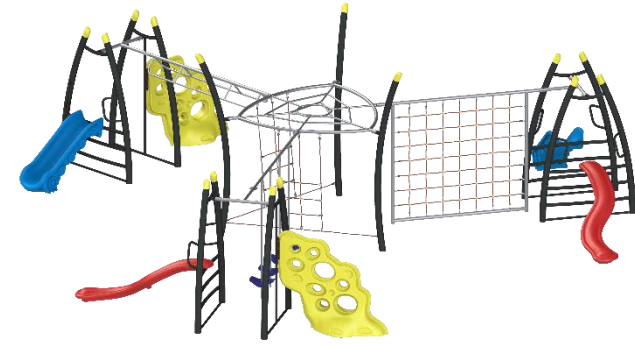


Complex Area: 16*7.3*3.5 m

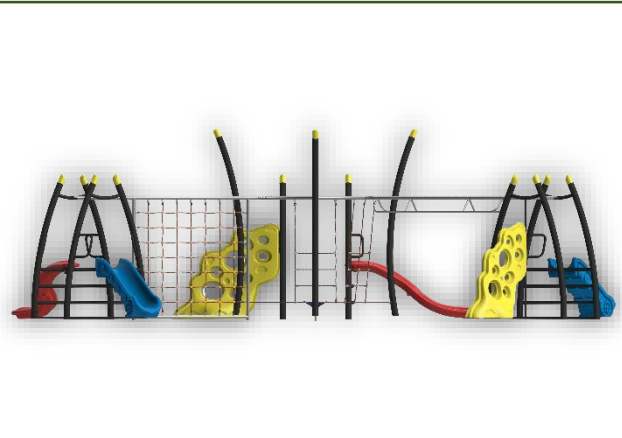
Safety Zone: 17.5*10.2*3.5 m



Modern



ترکیبی طنابی PS 3209



Complex Area: 16*7.3*3.5 m

Safety Zone: 17.5*10.2*3.5 m

